[Faulty model]: ipad air2

[Fault phenomenon]: No Power ON

The customer describes the machine screen after the gangster No Power ON



[Fault Analysis]:

After the black channel on the screen, No Power ON, first remove the black streak that appears on the screen problem, and then check to see if there is a problem with the display circuit, and this situation occurs, or the malfunction caused by other components.

[Maintenance process]:

First remove the boot, replace the screen, remove the phenomenon caused by the screen itself, replace the screen without results, it seems likely that the motherboard problem, tear down the motherboard, connect Adjustable Power supply look at the boot current, found boot When the current reaches 167, it will be powered down and restarted repeatedly. Seeing that this current is the current of SDRAM, and the customer also describes the No Power ON after the black channel, it is likely to be the fault caused by SDRAM.



This machine has 2 SDRAM, first remove the SDRAM under the power supply.



Remove and replace one SDRAM.



Replace it, take Adjustable Power supply to see the current, the current can jump up, has passed SDRAM current.



[Maintenance results]:

Installation test, normal boot, normal function, maintenance is over.This fault is caused by SDRAM damage caused by No Power ON.


iPad
下午6:06
37%
优酷 HD
腾讯视频 HD
哔哩哔哩
爱奇艺
熊猫直播HD
虎牙直播HD
斗鱼 HD
百度网盘HD
欢乐斗地主
MyLight